



**HAMMER**<sup>™</sup>  
STAVANGER

OFFICIAL RESULTS BOOKLET  
**HAMMER SPRINT**

ALL OUT.

## RESULTS - HAMMER SPRINT

### 92 / 92 KM (LAP 10 / 10 LAPS)

Pos	Team	Country	Points	Gap
1	 - MTS Mitchelton - Scott	 - AUS 1057,6		
2	 - SUN Team Sunweb	 - GER 983,7		73,8
3	 - SKY Team Sky	 - GBR 799,5		258,0
4	 - BMC BMC Racing Team	 - USA 623,4		434,2
5	 - QST Quick - Step Floors	 - BEL 476,2		581,3
6	 - UAD UAE Team Emirates	 - UAE 419,7		637,9
7	 - NIP Nippo - Vini Fantini - Europa Ovini	 - ITA 373,9		683,6
8	 - TLJ Team Lotto NL - Jumbo	 - NED 358,3		699,3
9	 - LTS Lotto Soudal	 - BEL 256,4		801,1
10	 - TFS Trek - Segafredo	 - USA 241,6		815,9
11	 - EFD EF Education First - Drapac P/B Cannondale	 - USA 193,3		864,3
12	 - ICA Israel Cycling Academy	 - ISR 180,9		876,7
13	 - ABS Aqua Blue Sport	 - IRL 45,8		1011,8
14	 - CJR Caja Rural - Seguros RGA	 - ESP 0,0		1057,6

Race Time: 2:00:11 (45,92Km/h)







# RESULTS - HAMMER SPRINT

## 92 / 92 KM (LAP 10 / 10 LAPS)

Pos	Team	Country	Points	Gap
1	 - MTS Mitchelton - Scott	 - AUS	1057,6	
	<b>Bib</b>	<b>Name</b>	<b>Surname</b>	<b>Points</b>
	22	Damien	HOWSON	45,8
	23	Lucas	HAMILTON	226,1
	24	Daryl	IMPEY	485,6
	25	Roger	KLUGE	300,1
2	 - SUN Team Sunweb	 - GER	983,7	73,8
	<b>Bib</b>	<b>Name</b>	<b>Surname</b>	<b>Points</b>
	11	Phil	BAUHAUS	227,6
	13	Søren	KRAGH ANDERSEN	514,9
	15	Edward	THEUNS	241,2
3	 - SKY Team Sky	 - GBR	799,5	258,0
	<b>Bib</b>	<b>Name</b>	<b>Surname</b>	<b>Points</b>
	1	Leonardo	BASSO	65,6
	4	Michal	GOLAS	84,7
	5	Kristoffer	HALVORSEN	243,0
	6	Christopher	LAWLESS	68,2
	7	Gianni	MOSCON	338,0
4	 - BMC BMC Racing Team	 - USA	623,4	434,2
	<b>Bib</b>	<b>Name</b>	<b>Surname</b>	<b>Points</b>
	61	Tom	BOHLI	134,1
	63	Stefan	KÜNG	343,0
	65	Dylan	TEUNS	146,2
5	 - QST Quick - Step Floors	 - BEL	476,2	581,3
	<b>Bib</b>	<b>Name</b>	<b>Surname</b>	<b>Points</b>
	71	Niki	TERPSTRA	270,7
	74	Fabio	JAKOBSEN	152,7
	75	James	KNOX	30,0
	76	Davide	MARTINELLI	22,9
6	 - UAD UAE Team Emirates	 - UAE	419,7	637,9
	<b>Bib</b>	<b>Name</b>	<b>Surname</b>	<b>Points</b>
	91	Alexander	KRISTOFF	366,6
	96	Oliviero	TROIA	53,1
7	 - NIP Nippo - Vini Fantini - Europa Ovini	 - ITA	373,9	683,6
	<b>Bib</b>	<b>Name</b>	<b>Surname</b>	<b>Points</b>
	131	Nicola	BAGIOLI	138,7
	135	Eduard Michael	GROSU	235,2
8	 - TLJ Team Lotto NL - Jumbo	 - NED	358,3	699,3
	<b>Bib</b>	<b>Name</b>	<b>Surname</b>	<b>Points</b>
	41	Lars	BOOM	18,5
	43	Pascal	EENKHOORN	45,8
	44	Thomas	LEEZER	129,1
	45	Bram	TANKINK	37,1
	46	Antwan	TOLHOEK	127,8
9	 - LTS Lotto Soudal	 - BEL	256,4	801,1
	<b>Bib</b>	<b>Name</b>	<b>Surname</b>	<b>Points</b>
	31	Moreno	HOFLAND	121,8
	34	Maxime	MONFORT	43,3
	37	Enzo	WOUTERS	91,4
10	 - TFS Trek - Segafredo	 - USA	241,6	815,9
	<b>Bib</b>	<b>Name</b>	<b>Surname</b>	<b>Points</b>
	51	Koen	DE KORT	172,0
	52	Fumiyuki	BEPPU	69,6
11	 - EFD EF Education First - Drapac P/B Cannondale	 - USA	193,3	864,3
	<b>Bib</b>	<b>Name</b>	<b>Surname</b>	<b>Points</b>
	81	Matti	BRESCHER	93,5
	84	William	CLARKE	28,2
	85	Kim	MAGNUSSON	15,0
	86	Sep	VANMARCKE	56,5







## RESULTS - HAMMER SPRINT

### 92 / 92 KM (LAP 10 / 10 LAPS)

Pos	Team	Country	Points	Gap
12	 - ICA Israel Cycling Academy	 - ISR	180,9	876,7
	<b>Bib</b>	<b>Name</b>	<b>Surname</b>	<b>Points</b>
	121	Sondre	ENGER	109,0
	122	August	JENSEN	37,1
	123	Edwin Alcibiades	AVILA VANEGAS	34,9
13	 - ABS Aqua Blue Sport	 - IRL	45,8	1011,8
	<b>Bib</b>	<b>Name</b>	<b>Surname</b>	<b>Points</b>
	104	Aaron	GATE	45,8
14	 - CJR Caja Rural - Seguros RGA	 - ESP	0,0	1057,6




## RESULTS - HAMMER SPRINT

### 9,2 / 92 KM (LAP 1 / 10 LAPS)

Pos	Team	Bib	Name	Surname	Points
1	 - Team Sunweb	15	Edward	THEUNS	100,0
2	 - Nippo - Vini Fantini - Europa Ovini	135	Eduard Michael	GROSU	81,0
3	 - Team Sky	1	Leonardo	BASSO	65,6
4	 - UAE Team Emirates	96	Oliviero	TROIA	53,1
5	 - Trek - Segafredo	51	Koen	DE KORT	43,0
6	 - Israel Cycling Academy	123	Edwin Alcibiades	AVILA VANEGAS	34,9
7	 - EF Education First - Drapac P/B Cannondale	84	William	CLARKE	28,2
8	 - Mitchelton - Scott	25	Roger	KLUGE	22,9
9	 - Team Lotto NL - Jumbo	41	Lars	BOOM	18,5
10	 - EF Education First - Drapac P/B Cannondale	85	Kim	MAGNUSSON	15,0











## RESULTS - HAMMER SPRINT

18,4 / 92 KM (LAP 2 / 10 LAPS)

Pos	Team	Bib	Name	Surname	Points
1	 - UAE Team Emirates	91	Alexander	KRISTOFF	100,0
2	 - Quick - Step Floors	74	Fabio	JAKOBSEN	81,0
3	 - Team Sunweb	13	Søren	KRAGH ANDERSEN	65,6
4	 - Team Sky	6	Christopher	LAWLESS	53,1
5	 - Team Lotto NL - Jumbo	44	Thomas	LEEZER	43,0
6	 - Mitchelton - Scott	24	Daryl	IMPEY	34,9
7	 - Trek - Segafredo	52	Fumiyuki	BEPPU	28,2
8	 - Israel Cycling Academy	121	Sondre	ENGER	22,9
9	 - EF Education First - Drapac P/B Cannondale	81	Matti	BRESCHEL	18,5
10	 - Lotto Soudal	31	Moreno	HOFLAND	15,0











## RESULTS - HAMMER SPRINT

27,6 / 92 KM (LAP 3 / 10 LAPS)

Pos	Team	Bib	Name	Surname	Points
1	 - Mitchelton - Scott	24	Daryl	IMPEY	200,0
2	 - BMC Racing Team	63	Stefan	KÜNG	162,0
3	 - Team Sky	7	Gianni	MOSCON	131,2
4	 - Team Sunweb	13	Søren	KRAGH ANDERSEN	106,3
5	 - Israel Cycling Academy	121	Sondre	ENGER	86,1
6	 - Lotto Soudal	31	Moreno	HOFLAND	69,7
7	 - EF Education First - Drapac P/B Cannondale	86	Sep	VANMARCKE	56,5
8	 - Team Lotto NL - Jumbo	43	Pascal	EENKHOORN	45,8
9	 - Team Lotto NL - Jumbo	45	Bram	TANKINK	37,1
10	 - Nippo - Vini Fantini - Europa Ovini	131	Nicola	BAGIOLI	30,0

## RESULTS - HAMMER SPRINT











### 36,8 / 92 KM (LAP 4 / 10 LAPS)

Pos	Team	Bib	Name	Surname	Points
1	 - BMC Racing Team	63	Stefan	KÜNG	100,0
2	 - Mitchelton - Scott	24	Daryl	IMPEY	81,0
3	 - UAE Team Emirates	91	Alexander	KRISTOFF	65,6
4	 - Quick - Step Floors	74	Fabio	JAKOBSEN	53,1
5	 - Mitchelton - Scott	25	Roger	KLUGE	43,0
6	 - Team Sunweb	15	Edward	THEUNS	34,9
7	 - EF Education First - Drapac P/B Cannondale	81	Matti	BRESCHER	28,2
8	 - Quick - Step Floors	76	Davide	MARTINELLI	22,9
9	 - Trek - Segafredo	52	Fumiyuki	BEPPU	18,5
10	 - Nippo - Vini Fantini - Europa Ovini	135	Eduard Michael	GROSU	15,0













## RESULTS - HAMMER SPRINT

### 46 / 92 KM (LAP 5 / 10 LAPS)

Pos	Team	Bib	Name	Surname	Points
1	 - Mitchelton - Scott	24	Daryl	IMPEY	100,0
2	 - BMC Racing Team	63	Stefan	KÜNG	81,0
3	 - Team Sunweb	11	Phil	BAUHAUS	65,6
4	 - Nippo - Vini Fantini - Europa Ovini	135	Eduard Michael	GROSU	53,1
5	 - Team Sky	5	Kristoffer	HALVORSEN	43,0
6	 - Lotto Soudal	37	Enzo	WOUTERS	34,9
7	 - EF Education First - Drapac P/B Cannondale	81	Matti	BRESCHER	28,2
8	 - Trek - Segafredo	52	Fumiyuki	BEPPU	22,9
9	 - Mitchelton - Scott	23	Lucas	HAMILTON	18,5
10	 - BMC Racing Team	65	Dylan	TEUNS	15,0






## RESULTS - HAMMER SPRINT

55,2 / 92 KM (LAP 6 / 10 LAPS)

Pos	Team	Bib	Name	Surname	Points
1	 - Team Sunweb	13	Søren	KRAGH ANDERSEN	200,0
2	 - Quick - Step Floors	71	Niki	TERPSTRA	162,0
3	 - BMC Racing Team	65	Dylan	TEUNS	131,2
4	 - Team Sky	7	Gianni	MOSCON	106,3
5	 - Team Lotto NL - Jumbo	44	Thomas	LEEZER	86,1
6	 - UAE Team Emirates	91	Alexander	KRISTOFF	69,7
7	 - Mitchelton - Scott	23	Lucas	HAMILTON	56,5
8	 - Mitchelton - Scott	22	Damien	HOWSON	45,8
9	 - Lotto Soudal	31	Moreno	HOFLAND	37,1
10	 - Trek - Segafredo	51	Koen	DE KORT	30,0








## RESULTS - HAMMER SPRINT

### 64,4 / 92 KM (LAP 7 / 10 LAPS)

Pos	Team	Bib	Name	Surname	Points
1	 - Mitchelton - Scott	25	Roger	KLUGE	100,0
2	 - BMC Racing Team	61	Tom	BOHLI	81,0
3	 - Quick - Step Floors	71	Niki	TERPSTRA	65,6
4	 - Trek - Segafredo	51	Koen	DE KORT	53,1
5	 - Team Sunweb	13	Søren	KRAGH ANDERSEN	43,0
6	 - Team Sky	7	Gianni	MOSCON	34,9
7	 - Team Lotto NL - Jumbo	46	Antwan	TOLHOEK	28,2
8	 - Mitchelton - Scott	23	Lucas	HAMILTON	22,9
9	 - EF Education First - Drapac P/B Cannondale	81	Matti	BRESCHEL	18,5
10	 - Team Sky	4	Michal	GOLAS	15,0










## RESULTS - HAMMER SPRINT

73,6 / 92 KM (LAP 8 / 10 LAPS)

Pos	Team	Bib	Name	Surname	Points
1	 - Team Sunweb	13	Søren	KRAGH ANDERSEN	100,0
2	 - Mitchelton - Scott	25	Roger	KLUGE	81,0
3	 - Team Sky	7	Gianni	MOSCON	65,6
4	 - BMC Racing Team	61	Tom	BOHLI	53,1
5	 - Nippo - Vini Fantini - Europa Ovini	131	Nicola	BAGIOLI	43,0
6	 - Team Sky	4	Michal	GOLAS	34,9
7	 - Mitchelton - Scott	23	Lucas	HAMILTON	28,2
8	 - Trek - Segafredo	51	Koen	DE KORT	22,9
9	 - Team Lotto NL - Jumbo	46	Antwan	TOLHOEK	18,5
10	 - Lotto Soudal	34	Maxime	MONFORT	15,0











## RESULTS - HAMMER SPRINT

82,8 / 92 KM (LAP 9 / 10 LAPS)

Pos	Team	Bib	Name	Surname	Points
1	 - Mitchelton - Scott	23	Lucas	HAMILTON	100,0
2	 - Team Lotto NL - Jumbo	46	Antwan	TOLHOEK	81,0
3	 - Nippo - Vini Fantini - Europa Ovini	131	Nicola	BAGIOLI	65,6
4	 - Mitchelton - Scott	25	Roger	KLUGE	53,1
5	 - Quick - Step Floors	71	Niki	TERPSTRA	43,0
6	 - Team Sky	4	Michal	GOLAS	34,9
7	 - Lotto Soudal	34	Maxime	MONFORT	28,2
8	 - Trek - Segafredo	51	Koen	DE KORT	22,9
9	 - Quick - Step Floors	74	Fabio	JAKOBSEN	18,5
10	 - Team Sky	6	Christopher	LAWLESS	15,0

## RESULTS - HAMMER SPRINT

92 / 92 KM (LAP 10 / 10 LAPS)

Pos	Team	Bib	Name	Surname	Points
1	 - Team Sky	5	Kristoffer	HALVORSEN	200,0
2	 - Team Sunweb	11	Phil	BAUHAUS	162,0
3	 - UAE Team Emirates	91	Alexander	KRISTOFF	131,2
4	 - Team Sunweb	15	Edward	THEUNS	106,3
5	 - Nippo - Vini Fantini - Europa Ovini	135	Eduard Michael	GROU	86,1
6	 - Mitchelton - Scott	24	Daryl	IMPEY	69,7
7	 - Lotto Soudal	37	Enzo	WOUTERS	56,5
8	 - Aqua Blue Sport	104	Aaron	GATE	45,8
9	 - Israel Cycling Academy	122	August	JENSEN	37,1
10	 - Quick - Step Floors	75	James	KNOX	30,0

## HAMMER CHASE START ORDER

Team	Hammer Climb		Hammer Sprint		Aggregate		Hammer Chase			
	Pos	Points	Pos	Points	Pos	Points	Group	Str Pos	Gap	Start Time
- UAD	10	258,1	6	419,7	16	677,8	RU	1	0	14:50:00
- LTS	7	371,5	9	256,4	16	627,9	RU	2	30	14:50:30
- TFS	9	325,1	10	241,6	19	566,7	RU	3	58	14:50:58
- ICA	12	174,6	12	180,9	24	355,5	RU	4	83	14:51:23
- EFD	14	28,2	11	193,3	25	221,5	RU	5	106	14:51:46
- CJR	11	188,2	14	0,0	25	188,2	RU	6	127	14:52:07
- ABS	13	52,9	13	45,8	26	98,6	RU	7	147	14:52:27

Team	Hammer Climb		Hammer Sprint		Aggregate		Hammer Chase			
	Pos	Points	Pos	Points	Pos	Points	Group	Str Pos	Gap	Start Time
- MTS	1	1497,6	1	1057,6	2	2555,1	F	1	0	16:05:00
- SUN	2	644,8	2	983,7	4	1628,5	F	2	30	16:05:30
- SKY	4	540,0	3	799,5	7	1339,6	F	3	58	16:05:58
- BMC	6	420,9	4	623,4	10	1044,3	F	4	83	16:06:23
- QST	5	441,1	5	476,2	10	917,3	F	5	106	16:06:46
- TLJ	3	623,5	8	358,3	11	981,8	F	6	127	16:07:07
- NIP	8	362,6	7	373,9	15	736,5	F	7	147	16:07:27